

28 SEP - 6 OCT 2019

CELEBRATING



10 YEARS OF

SHETLAND

woolweek



**FREE KNITTING
PATTERN**

www.shetlandwoolweek.com



[/shetlandwoolweek](https://www.facebook.com/shetlandwoolweek)



[@ShetlandWoolWk](https://twitter.com/ShetlandWoolWk)



[/shetlandwoolweek](https://www.instagram.com/shetlandwoolweek)

ROADSIDE BEANIE

by Oliver Henry
'The Wool Man'

Designed and knitted by
Sandra Manson and charted by
Ella Gordon

My Roadside beanie features two common roadside sights in Shetland: Shetland sheep and fishing boats. Both of them have loomed large in my life as a Shetlander.

I've worked with sheep and wool for over 50 years, so it was clear they would be part of my design story. Fishing, too, has always been part of my life, especially growing up on the family croft at 'Roadside', in the busy fishing community of Hamnavoe on Burra Isle. My father and brothers had their own fishing boat and fishing was their livelihood. Unfortunately I suffered from seasickness and could not carry on the family tradition of fisherman crofter, so I turned to Shetland wool for my work and inspiration.

I chose the beanie shape for practical reasons: it keeps my ears warm while walking my dog here in Shetland.

I am very grateful to my colleagues, Sandra Manson for designing and knitting my Roadside Beanie and to Ella Gordon for charting it.

Materials

Colourway 1



Jamieson & Smith

2ply Jumper Weight (2ply equivalent to a 4ply/fingering weight); 100% Real Shetland Wool; 115m/25g ball.
www.shetlandwoolbrokers.co.uk

Yarn A: Shade 1280; 1 x 25g ball
Yarn B: Shade 80; 1 x 25g ball
Yarn C: Shade FC56; 1 x 25g ball
Yarn D: Shade 75; 1 x 25g ball
Yarn E: Shade 96; 1 x 25g ball
Yarn F: Shade 1; 1 x 25g ball
Yarn G: Shade FC62; 1 x 25g ball

Colourway 2



Foula Wool

Jumper Weight (2ply equivalent to a 4ply/fingering weight); 100% Foula Sheep Wool; 90m/25g ball.
www.foulawool.co.uk

Yarn A: Moorit; 1 x 25g ball
Yarn B: Black; 1 x 25g ball
Yarn C: Mioget; 1 x 25g ball
Yarn D: Grey; 1 x 25g ball
Yarn E: Light Grey; 1 x 25g ball
Yarn F: White; 1 x 25g ball
Yarn G: Fawn; 1 x 25g ball

Colourway 3



Jamieson's of Shetland

Spindrift (2ply equivalent to a 4ply equivalent to a 4ply/fingering weight); 100% Real Shetland Wool; 105m/25g ball.
www.jamiesonsofshetland.co.uk

Yarn A: Shade 175 (Twilight); 1 x 25g ball
Yarn B: Shade 235 (Grouse); 1 x 25g ball
Yarn C: Shade 147 (Moss); 1 x 25g ball
Yarn D: Shade 720 (Dewdrop); 1 x 25g ball
Yarn E: Shade 180 (Mist); 1 x 25g ball
Yarn F: Shade 304 (White); 1 x 25g ball
Yarn G: Shade 998 (Autumn); 1 x 25g ball

Colourway 4



Uradale

Jumper Weight Organic Yarn (2ply equivalent to a 4ply/fingering weight); 173m/50g ball.
www.uradale.com

Yarn A: Forget-me-not; 1 x 50g ball
Yarn B: Bilberry Heath; 1 x 50g ball
Yarn C: Sea Pink; 1 x 50g ball
Yarn D: Speedwell; 1 x 50g ball
Yarn E: Ling Heath; 1 x 50g ball
Yarn F: Flukkra; 1 x 50g ball
Yarn G: Sundew Heath; 1 x 50g ball

> One set 2.5mm DPNs or a circular needle 40cm long

> One set 3.0mm DPNs or a circular needle 40cm long

> 3.0mm DPNs for Crown

> Tapestry needle

Tension

32 sts and 28 rows to 10cm over colourwork pattern using 3.0mm needles, after blocking

Please check your tension carefully and adjust needle size accordingly

Size

One size, to fit a medium adult head
Finished circumference: 58.5cm / 23in
Length from crown to brim: 23cm / 9in

Abbreviations

DPNs double pointed needles

k knit

k2tog knit 2 sts together as if they were one st

inc increase

m1 make 1 st by using the left needle to lift the bar between stitches, and knit into the front of this st

st(s) stitch(es)

Pattern Notes

If using circular needles, you may wish to change to DPNs for working the crown.

Work all charts from right to left.

Instructions

Using yarn A and smaller needles, cast on 132 sts. Place marker and join to knit in the round, being careful not to twist your work.

Begin working from row 1 of chart A, reading each row from right to left and working the 2 st repeat 84 times across the round. Continue working from chart A, changing colours where indicated, until row 14 is finished.

Change to larger needles and yarn A.

Inc round: K2, (m1, k3) 6 times, (m1, k4) 23 times, (m1, k3) 6 times, m1, k2. 168 sts

Begin working from row 1 of chart B, reading each row from right to left and working the 2 st repeat 84 times across the round. Continue working from chart B, changing colours where indicated, until all rows in chart are complete.

Continue working from Charts C-E in the same way, working 6 repeats for Chart C, 42 repeats for Chart D, and 14 repeats for Chart E.

Change to yarn G.

Dec round: K1, k2tog, (k4, k2tog) to last 3 sts, k3. 140 sts

Begin working from row 1 of chart F, working the 20 st repeat 7 times across the round. Continue working from chart F, changing colours and decreasing where indicated, until row 20 is complete. 7 sts

Cut yarn, leaving a 15cm tail, and thread through remaining 7 sts to close crown.

Finishing

Weave in ends. Hand wash and rinse in lukewarm water. Wrap in a towel and press to remove as much water as possible. Stretch over a form of suitable size such as a bowl or ball, and leave until completely dry.

© Sandra Manson. Feel free to make this hat for yourself, for charity, or as a gift, but please do not sell the hat or reproduce the pattern or any element of it in print or online.

Key











-  Knit
-  Purl
-  K2tog
-  Yarn A
-  Yarn B
-  Yarn C
-  Yarn D
-  Yarn E
-  Yarn F
-  Yarn G

Chart F

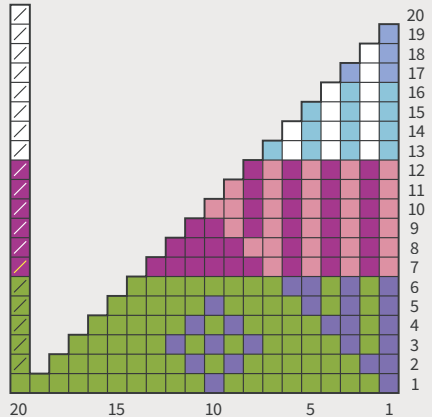


Chart A

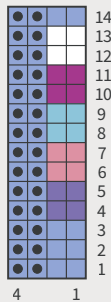


Chart B



Chart E

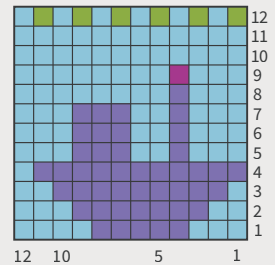


Chart D

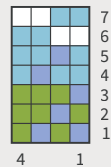
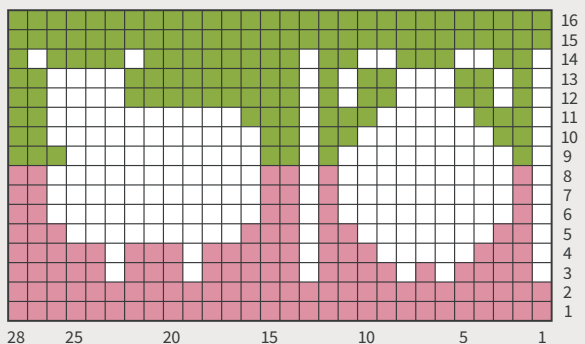


Chart C



SHETLAND WOOL WEEK

Saturday 28th September – Sunday 6th October 2019

This year we are delighted to be celebrating our tenth Shetland Wool Week. When we look back and reflect on how the event has developed over the years into the international festival that we see today, we are overwhelmed by its success.

Shetland Wool Week is very much driven by community and local involvement. Over the last 10 years we have seen the wider Shetland textiles community come together to celebrate and promote our sheep, our textile industry and our farming, which touch on so many different facets of Shetland wool. Everyone behind the events makes such efforts to show all of the connections of wool and textiles in Shetland – from the farm

to the wool brokers, from the mill to yarn and cloth, and beyond to design and creation; and incorporating history, heritage, culture and education into the proceedings too.

This year, as always, there will be an extensive range of exhibitions, classes and events, which will cover many different subjects. These will include; weaving, spinning, dyeing, Fair Isle and lace knitting as well as many other fascinating subject areas. Events will take place from the most southern tip of Shetland, right up to the most northerly island of Unst, famous for its beautiful lacework, with many locations in between.

We look forward to welcoming you to Shetland.



 Follow us on Instagram

Remember to share your creations and experiences with us by tagging your photos with

#roadsidebeanie #shetlandwoolweek2019 #happybirthdaysww

www.shetlandwoolweek.com

